


MISSOURI CONNECTIONS CAREER EXPLORATION - TAKING INVENTORY



Freshmen TAP | **Career Exploration**

MEHLVILLE HIGH SCHOOL



OBJECTIVES

I can...

- Log into and utilize my Missouri Connections Account to explore career opportunities.
- Analyze my Career Cluster Inventory and my Interest Profiler results
- Reflect on my career research and identify my top three careers.

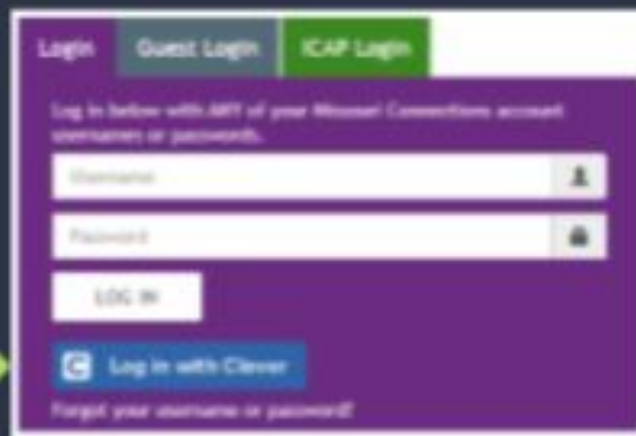
1. GO TO YOUR CLASSLINK BACKPACK



2. FIND AND CLICK THE MISSOURI CONNECTIONS ICON



3. CLICK LOG IN WITH CLEVER



Username

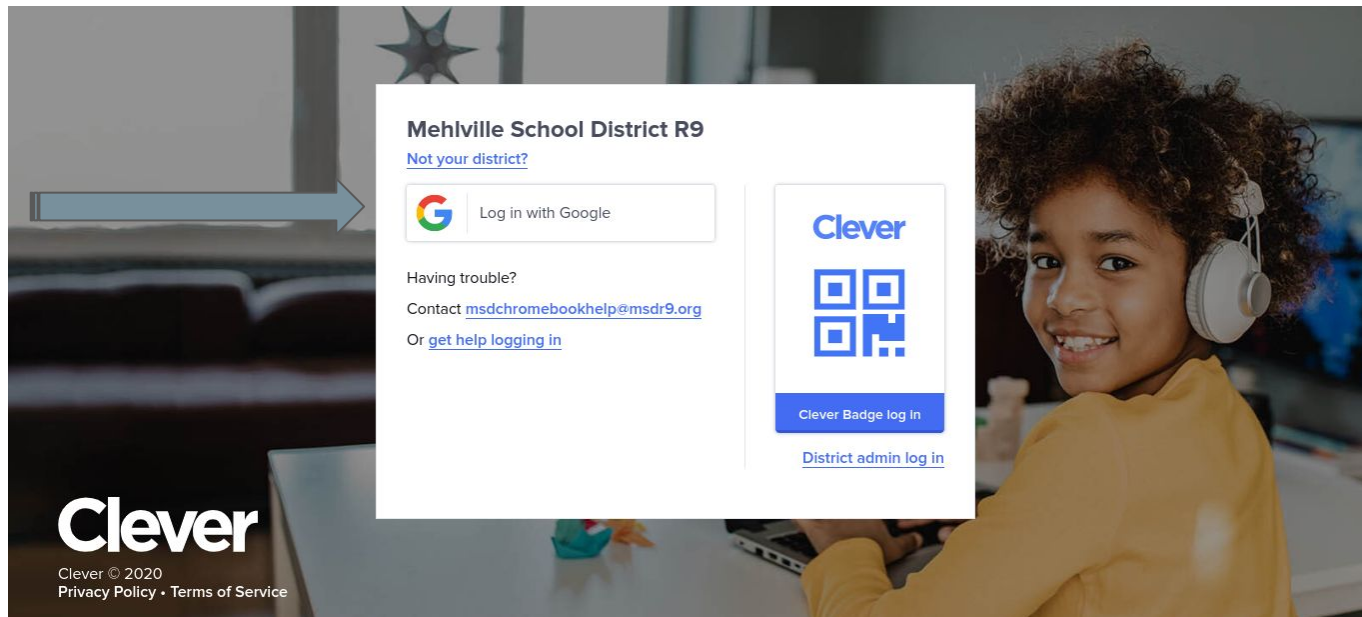
Password

LOG IN

Log in with Clever

Forgot your username or password?

VERIFY YOU HAVE LINKED TO MEHLVILLE AND CLICK LOG IN WITH GOOGLE



New Users

Students who do not have an existing Missouri Connections account will need to create one the first time they login through Clever by clicking **Sign Up**.



STUDENTS THAT ARE NEW TO MEHLVILLE SCHOOL DISTRICT WILL NEED TO CREATE THEIR PORTFOLIO.

CREATE "MY PORTFOLIO"

[? Help](#)

School/Organization: **Mehlville - Mehlville High School**

Wrong Site?

[Log In Again](#)

First Name: **

Last Name: **

E-mail: * For e-mailing your username to you if you forget it

Graduation Year: **

Gender: ☐ Female ☐ Male

Username: **

Usernames must be at least 6 characters, and cannot contain a space, \, #, ", ;, or '.

Password: **

Passwords must be at least 8 characters, and contain at least one uppercase letter, one lowercase letter, and one number.

Re-type Password: **

Security Question 1: - Choose Question - **

Answer 1: **

Security Question 2: - Choose Question - **

Answer 2: **

Submit

** Required Fields

FILL OUT THE INFORMATION ON THE "CREATE MY PORTFOLIO" SCREEN. YOUR EMAIL SHOULD BE YOUR SCHOOL EMAIL. YOUR USERNAME AND PASSWORD SHOULD MATCH WHAT YOU USE TO LOG IN TO YOUR CHROMEBOOK.

***POINT* TO "MY PORTFOLIO"**



Hide

Mehlville R-IX - Mehlville High School

Go To

[Text Only Version](#)



Beth



0 Messages

Log Out



PLAN

ASSESSMENTS

OCCUPATIONS

EDUCATION

EMPLOYMENT

MY PORTFOLIO

Search



My Portfolio

View your Missouri Connections favorites and Missouri Connections assessment results.

Save information for résumés and applications.

Store your files and résumés.

[View My Portfolio](#)

Where are the pages and results I've saved?

Favorites

Sort and Assessment Results

Stored Files and Links

How do I track my career activities?

Checklists

How do I plan my courses?

Course Plan

How do I create or update my résumé?

Résumé Creator

Saved and Uploaded Résumés

How do I create a career plan?

Career Plan

How do I track my school applications?

Application Tracker

What reports can I run to show my progress?

Combined Report of Assessments

Personal Learning Plan

ICAP Plan


***CLICK* ON "ICAP PLAN"**

CLICK ON THE "GO TO MY ICAP" BUTTON

ICAP PLAN

Your Individual Career & Academic Plan (ICAP) is designed to help you plan your coursework and activities. Through your Missouri Connections experience you will discover your interests, achieve personal career goals, plan for post-secondary options, and find your individual career path to success. Using the ICAP in Missouri Connections will help you develop the awareness, knowledge, attitudes and skills to be career ready.

Go to My ICAP



CLICK ON "ASSESSMENTS" AT THE TOP OF THE SCREEN



Learn About Yourself

One of the best ways to explore careers is to understand more about yourself. Answer questions to discover your interests, values, likes and dislikes. Use these tools to discover a career you will enjoy!



TAKE THE FOLLOWING 2 ASSESSMENTS TODAY:

CCI Quick Pic



Use images to help you find career clusters that match your interests.

Interest Profiler



Discover work areas that match your interests.

Take the CCI Quick Pic Assessment - this will take about 5-10 minutes to complete. Be sure to save your results so they appear on your Missouri Connections Dashboard for future reference.

Use Your Interests to Explore Career Clusters

CCI Quick Pic creates a list that matches the 16 national career clusters to your interests. Clusters group careers by similar knowledge and skills. Clusters make exploration easy! Check out the clusters on your list, the more you know the better career decisions you will make.

Your Top 3 Career Clusters



Once you have seen your Top 3 Career Clusters, take some time to investigate them further to find out more about potential career opportunities. You can click directly from your top three list or you can scroll down to see other career clusters as well.

Now - click on the Assessments at the top of your screen to go back and take the Interest Profiler - this will take about 5-10 minutes to complete. Be sure to save your results so they will be on your Missouri Connections Dashboard for future reference.



Interest Profiler : Results

[Start Over](#)[Save](#)[Export](#)

Use Your Interests to Explore Careers

You can use your interests to explore careers. The Interest Profiler measures six interest areas. Check the chart to see your high interest areas. Careers that match your interests will be more satisfying and rewarding.

Your Interest Area Scores



● [Social](#)

28

● [Artistic](#)

19

● [Conventional](#)

18

● [Investigative](#)

10

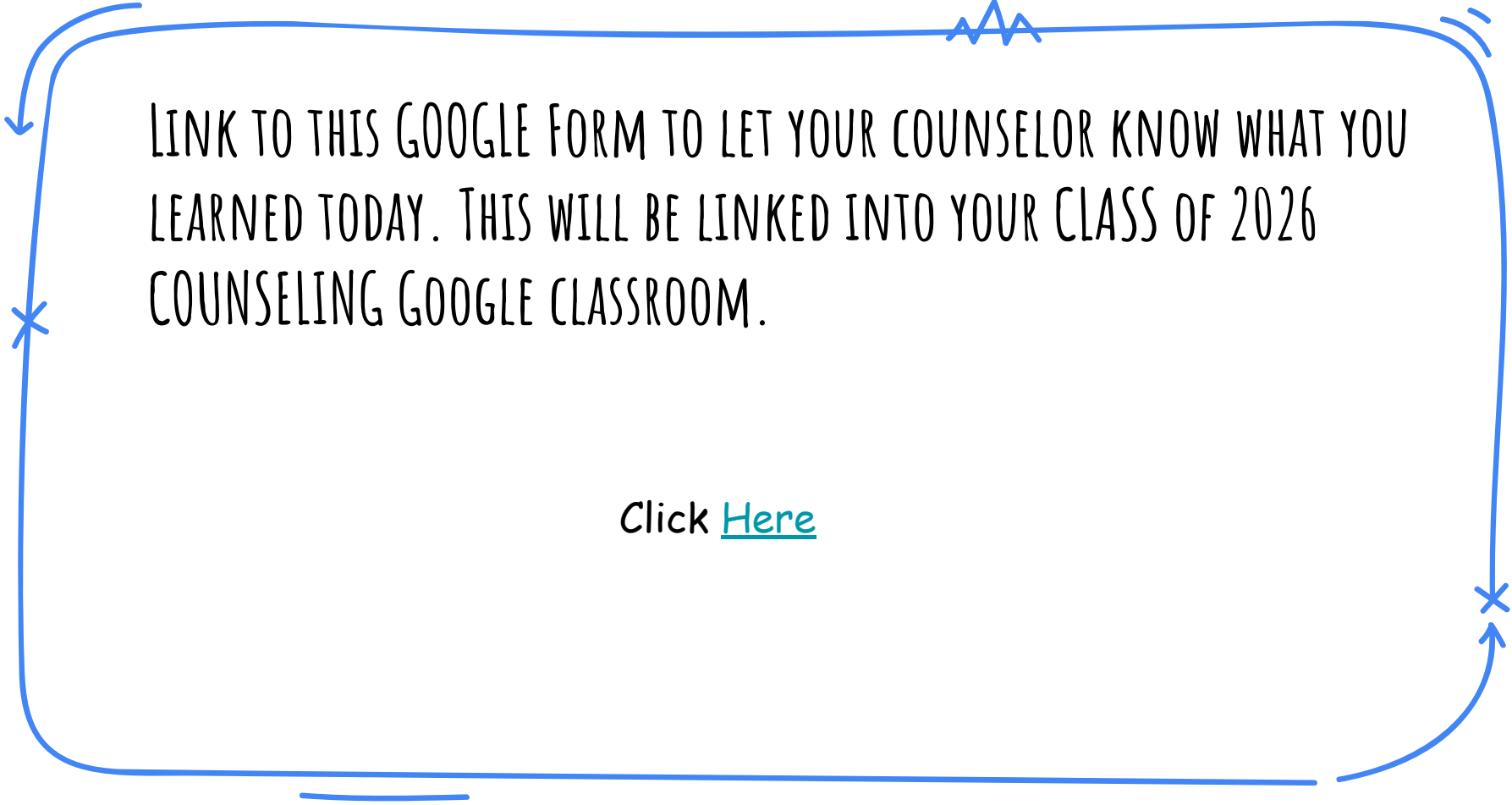
● [Enterprising](#)

7

● [Realistic](#)

7

Once you have seen your Interest Area Scores, take some time to investigate them further to find out more about potential career opportunities in your interest areas.



LINK TO THIS GOOGLE FORM TO LET YOUR COUNSELOR KNOW WHAT YOU
LEARNED TODAY. THIS WILL BE LINKED INTO YOUR CLASS OF 2026
COUNSELING GOOGLE CLASSROOM.

Click [Here](#)